

How to File Your Claim Online:

Go to www.IDES.Illinois.gov

Click on “I need to file my unemployment claim.”

The screenshot shows the homepage of the Illinois Department of Employment Security (IDES). At the top, there is a search bar and a navigation menu with options: Individuals, Employers, Workforce Partners, Tools & Resources, and About IDES. A 'Sign In to My Account' section is visible on the right. Below the navigation is a banner for 'cis The Illinois Career Information System' with a red arrow pointing to the first tile. The carousel contains four tiles:

- I need to file my unemployment claim.** (with a photo of a woman in a blue scrubs and a green arrow icon)
- I need to certify for my unemployment benefits.** (with a photo of a man and a green arrow icon)
- I'm looking for a job or employee.** (with a photo of a woman and a green arrow icon)
- I am a Veteran.** (with a photo of a man in a suit and a green arrow icon)

Below each tile is a link: [I need to file my unemployment claim](#), [I need to certify for my unemployment benefits](#), [I'm looking for a job or employee](#), and [I am a Veteran](#).

Click on “File for Unemployment Insurance”


Unemployment Insurance (UI)

Unemployment insurance is a state-operated insurance program designed to partially replace lost wages when you are out of work. Like fire, accident, health and other types of insurance, it is for an emergency: when you are temporarily or permanently out of a job, or if you work less than full time because of lack of work.

The program ensures that, if you meet the [eligibility requirements](#) of the law, you will have some income while you are looking for a job, up to a maximum of 26 full weeks in a one-year period, depending on when the claim was established. Unemployment insurance, however, cannot and does not protect you against wage losses while you are absent from work due to illness or while you are idle by choice.



[File for Unemployment Insurance](#)



Filing Reminders:


File Online: You will be prompted to login, which requires you to create an online username and password. Be sure to have all [necessary information](#) ready when filing your claim. Instructions if you are [filing for unemployment insurance and live out of state](#).




[Certify for Weekly Benefits](#)

On your scheduled certification day, the best way to certify for benefits is the internet. You can certify for benefits online by [going here](#). These services are available Monday - Friday from 5:00AM to 7:30PM.

Certifications are done every two weeks on your assigned call day.

Form: [Work Search Record](#) 

By telephone: Tele-Serve ([English](#) & [Spanish](#)) 

Use IllinoisJobLink.com for your job search

The screenshot shows the IllinoisJobLink.com website. At the top left is the logo for IllinoisJobLink.com. Below the logo is a navigation menu with the following items: Return to IDES, JobLink Home, Find a Job (with a right-pointing arrow), Find Employees (with a right-pointing arrow), Resources (with a right-pointing arrow), Contact, and FAQ/Help. Below the navigation menu is a 'Quick Links' section with the following items: Quick Job Search, Quick Resume Search, Veterans Priority, File for Unemployment, Illinois State Jobs, and Text Size. In the center of the page is a banner image showing four people wearing headsets, with the text 'SALES & RELATED OCCUPATIONS UP 22,800 ANNUALLY' overlaid. To the right of the banner is an 'ABOUT US' section with the text: 'This is Illinois JobLink - your best source for posting and finding jobs in the state of Illinois. Whether you're looking for that perfect job, that perfect employee or information on an industry or workforce, Illinois JobLink is for you.' Below the banner and 'ABOUT US' section are two buttons: 'FIND A JOB' and 'FIND EMPLOYEES', each with the IllinoisJobLink.com logo to its left. At the bottom of the page is a footer with the text: 'Languages | EOE | Privacy | Browser Help | Protect Yourself' followed by a 'BrowseAloud' logo. On the right side of the page is a 'LOG IN' section with the following items: Username (with a text input field), Password (with a text input field), a 'Log in' button, and links for 'Forgot your password?' and 'Forgot your username?'. Below the 'LOG IN' section is a 'Not Registered Yet?' section with the text: 'Learn more: Job Seekers Employers'.